







Year 5 : Knowledge Mat

Sketching

Key Vocabulary		Technique	Core Knowledge
hatching	shading with closely drawn parallel lines		<ul style="list-style-type: none"> ➤ Develop and imaginatively extend ideas from different starting points ➤ Collect information, sketches and resources and present ideas imaginatively in a sketchbook ➤ Comment on artworks using effective language. ➤ Use a variety of techniques to add interesting effects (e.g. reflections, shadows, direction of sunlight) ➤ Choose a style of drawing suitable for the work (e.g. realistic or impressionistic). ➤ To know the effects of light on objects and people in different directions. ➤ To know how to organise line, tone, shape and colour to represent figures and forms in movement
stippling	Drawing using numerous small dots or specks		
form	the visible shape or configuration of something		
shading	the darkening or colouring of an illustration with parallel lines or other techniques		
blending	the action of mixing or combining things together.		
composition	the way in which different elements of an artwork are combined or arranged		
tonal contrast	the difference between the lightest and darkest tones in the image		
texture	the feel, appearance, or consistency of a surface or substance		
light source	The starting place or direction from which the main light is emitting		
		Artists	
		 	
		<div style="display: flex; justify-content: space-around; width: 100%;"> Van Gogh Paul Cadden </div>	





Year 5 : Knowledge Mat

Mixed media landscapes

Key Vocabulary		Technique	Core Knowledge
Landscape	The depiction of natural scenery in art		<ul style="list-style-type: none"> ➤ Sketch (lightly) before painting to combine line and colour ➤ Create a colour palette based upon colours observed in the natural or built world ➤ Demonstrate a secure knowledge about primary colours, secondary, warm and cold, complementary and contrasting colours. ➤ To know how to mix colour, shades and tones with confidence building on previous knowledge. ➤ Work on preliminary studies to test media and materials. ➤ To consider light and dark, movement and energy when creating a composition. ➤ To know the effect light/reflection can be created through omitting colour and/or using light colours. ➤ To explore how print is combined with paint and collage to create a cohesive artwork. ➤ To give details (including own sketches) about the style of some notable artists, artisans and designers. ➤ To show how the work of those studied was influential in both society and to other artists.
Wash	A technique resulting in a semi-transparent layer of colour		
Layers	Letting one application of paint dry before adding another or using different media over another.		
Composition	The way in which different elements of an artwork are combined or arranged		
Tone	How light or dark a colour is		
Tint	A tint is where an artist adds a colour to white to create a lighter version of the colour	Artists	
Palette	The full range of colours used by the artist	Vanessa Gardiner 	
Texture	Texture refers to how something feels, including its appearance and consistency	Saoirse Morgan 	
Technique	The specific method or approach used to create the artwork		

Year 5 : Knowledge Mat

Architecture- dream big or small

Key Vocabulary		Technique	Core Knowledge
Architecture	the art or practice of designing and constructing buildings		<ul style="list-style-type: none"> ➤ I have explored domestic architecture which is aspirational and large, and I have explored the Tiny House movement. I can discuss how both these ways of designing might affect our lives. ➤ I can use my sketchbook to collect, record and reflect my ideas and thoughts. ➤ I can explore how line, form, structure, material, and scale are all used to make architecture interesting, and how they help to fulfil a design brief. ➤ I can make an architectural model using the 'design through making' technique. I can use my sketchbook to help free my imagination. ➤ I can present my work, reflect, and share it with my classmates. ➤ I can respond to the work of my classmates, sharing my thoughts about their work in relation to the architecture we looked at during the project. ➤ I can photograph my work, thinking about lighting, focus and composition.
Environmental	relating to the natural world and the impact of human activity on its condition		
Interior	situated on or relating to the inside of something		
Exterior	situated on or relating to the outside of something		
Materials	the matter from which a thing is or can be made		
Design through making	the process of doing, thinking, making, adapting, moving and changing whilst working practically	Artists	
Construct	make	 <p style="text-align: right;">Daniel Aragon</p>  <p style="text-align: right;">Nara Williams</p>	
Scale	Scaling is a term that refers to the process of enlarging or reducing a design, drawing, or model of a structure		
Evaluate	to judge or determine the significance, worth, or quality of something. Assess if it met criteria.		

