










Year 6 Spring: Art and Design Knowledge Mat

Printing - Activism

Key Vocabulary		Technique	Core Knowledge
Aesthetic	The collection of stylistic choices an artist uses to make a work beautiful, or to communicate meaning, value, or emotion to the observer.	 <p>Monoprint</p>  <p>Monotype</p>  	<ul style="list-style-type: none"> ➤ To build up layers of colours and textures when printing. ➤ To create an accurate pattern, showing fine detail. ➤ To combine mono type with painting and collage. ➤ To know how to create an accurate print design. ➤ To understand that monotypes are single mono prints. ➤ To know art is a way of expressing an opinion. Artists can activists.
Pattern	A design in which lines, shapes, forms or colours are repeated.		
Reflection	A reflection of the artist's beliefs, ideas, thoughts, desires, emotions etc.		
Symmetrical	The work of art is the same on one side as the other, a mirror image of itself, on both sides of a centre line.		
Repetition	Repeating a single element many times in a design.		
Hue	Pure colour (no white, black, grey or another colour mixed with it) or the dominant pure colour in the colour that is being discussed.		
Monotype	A monotype is a print, but with one major difference from other printmaking processes: the artist creates exactly one print, instead of multiples (called editions).	Artists	
Monoprint	The monoprint is a form of printmaking where the image can only be made once, unlike most printmaking which allows for multiple originals.	Faith Ringgold – activist artist	
Composition	The way in which different elements of an artwork are combined or arranged.		
Activism	Working or campaigning for political or social change through art.		
Typography	The art of arranging letters and text in a way that makes the copy legible, clear, and visually appealing to the reader.		

Year 6 Summer: Art and Design Knowledge Mat

Shadow puppets – narrating archetypal stories

Key Vocabulary		Technique	Core Knowledge
Shadow puppets	An ancient form of storytelling and entertainment which uses flat articulated cut-out figures which are held between a source of light and a translucent screen or scrim.	Use a lamp to shine on a light-coloured cloth or wax paper screen. Practise moving your puppets in front of the light to make the shadows move. Use the sticks to hold the puppets up close to the screen whilst your hands are further back.	<ul style="list-style-type: none"> ➤ I know that there are many traditions of using intricate cut-outs as shadow puppets to narrate archetypal stories. ➤ I know that artists and craftspeople adapt the traditions they inherit to make them their own, and to reflect the culture they live in. ➤ I know that we can take inspiration from other artists and cultures and make the processes and techniques our own by using materials, tools and narratives which are important to us. ➤ I know that we can work in collaboration with others to make a shared experience.
Narrative	A spoken or written account of connected events; a story.		
Performance	An act of presenting a play, concert, or other form of entertainment.		
Characterisation	The creation or construction of a fictional character. A description of the distinctive nature or features of someone or something.		
Evaluate	The process of analysing and assessing a work of art based on its formal qualities and context.		
Medium	The material used to create artwork	<p>Shadow puppet artists</p> <p>Lottie Reiniger</p> 	
Composition	The way in which different elements of an artwork are combined or arranged.	<p>Wayang Shadow Puppets</p> 	
Acetate card	A clear piece of plastic applied to the top of the card that gives it a different gloss and shine appeal.	<p>Thomas Witte</p> 	
Collaboration	The action of working with someone to produce something		
Archetypes	Archetypes are recognizable patterns in a story's plot and structure that are repeatedly found in stories across time, cultures, and beliefs.		